



Pump Type	kW	Q	m³/h	0	30	33	36	42	48	54	60	64
			l/sec	0	8.3	9.1	10	11.6	13.3	15	16.6	18.3
			l/min	0	500	550	600	700	800	900	1000	1100

Pump Type	kW	H (m)	P1 (kW)	H	40	28	26.5	23	21	20	19	18.5	17.5
				P1	3.7	3.9	4.1	4.3	4.6	4.9	5.1	5.3	5.4
PZ80P/20/2	15			H	66	50	48.5	46	42	40	38	37	35
				P1	6.7	7.3	7.9	8.5	9.1	9.7	10.3	10.6	10.9
PZ80P/20/3	18.5			H	85	70	68.5	68	63	60	57	55.5	52.5
				P1	9.7	10.7	11.7	12.7	13.7	14.6	15.4	15.9	16.3
PZ80P/24/4	30			H	107	95	92	90	84	80	76	74	70
				P1	11.8	13.5	15.1	16.8	18.2	19.4	20.6	21.2	21.8
PZ80P/24/5	30			H	130	118.5	115	112	105	100	95	92	87.5
				P1	14.7	16.9	19.1	21.0	22.8	24.3	25.7	26.5	27.2
PZ80P/24/6	37			H	159	141	138.5	134	126	120	114	110	105
				P1	18.9	21.1	23.3	25.4	27.4	29.1	30.9	31.8	32.7
PZ80P/24/7	45			H	182	162	159	156	147	140	133	128.5	122.5
				P1	22.5	24.1	26.8	29.4	31.9	34.0	36.0	37.1	38.1
PZ80P/24/8	55			H	202	182.5	180	178	168	160	152	148	140
				P1	19.5	24.2	29.1	33.5	36.5	38.8	41.2	42.4	43.5

H: total manometer head.
P1: power absorbed from the pump.

— ACCESSORIES FEATURES —

Motor power kW	Motor Size	Axis line	Drive unit	Base	Flange discharge	Foot valve	Strainer
7.5	132	LA 3/20	ME80/20	PZ 80	DN 100 - PN 16	VF3"	SU3"
15	160						
18.5	160						
30	200	LA 3/24	ME80/24				
37	200						
45	225						
55	250						

8 INCH

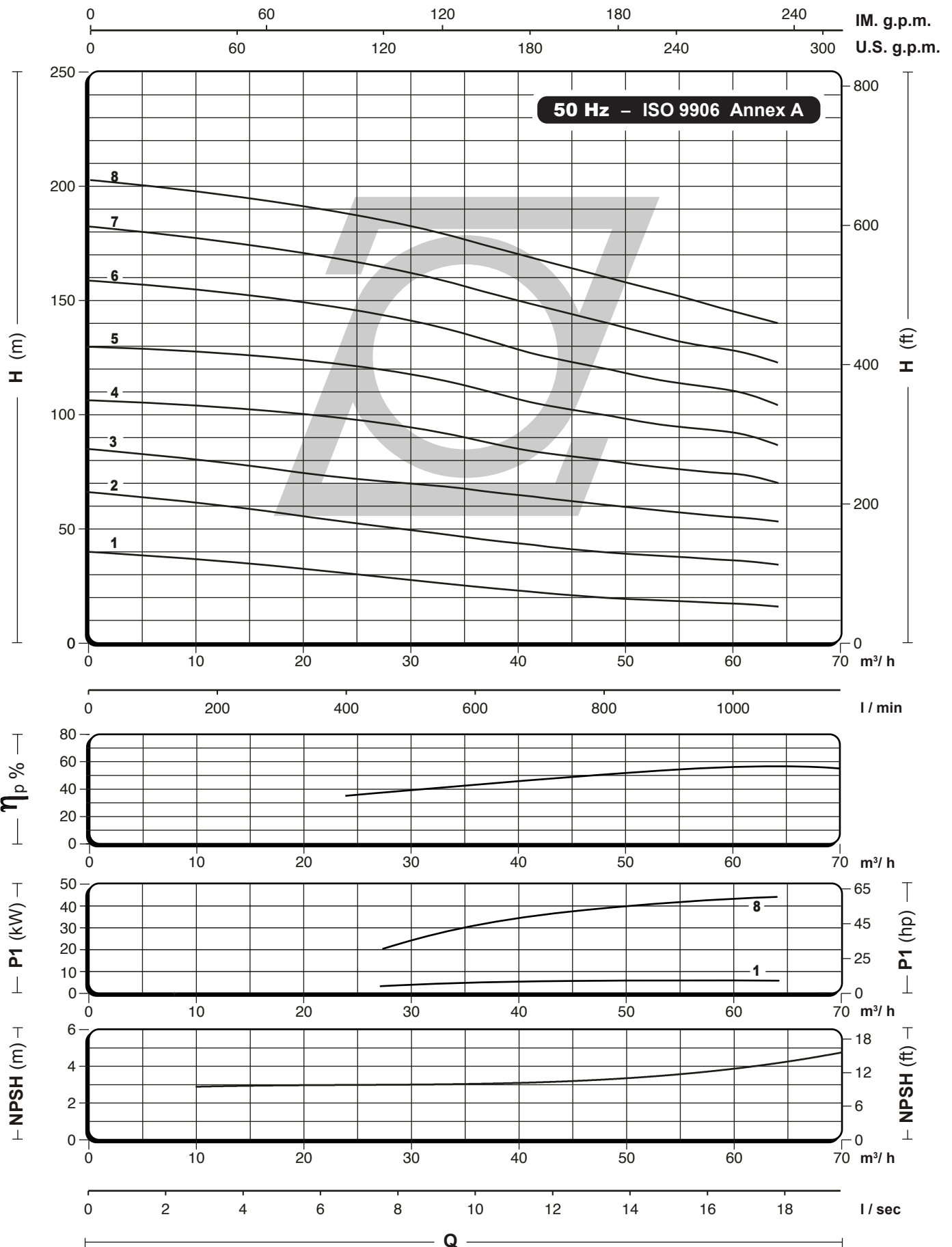


POMPE ZANNI®

PERFORMANCE CURVES

PZ80P - 2975 RPM

50 Hz - VERTICAL AXIS MULTISTAGE CENTRIFUGAL PUMPS



8 INCH



Pump Type	kW	Q	m³/h	0	24	42	60	72	84	96	108	120	140
			l/sec	0	6.67	11.67	16.67	20	23.33	26.67	30	33.33	39
			l/min	0	400	700	1000	1200	1400	1600	1800	2000	2340

Pump Type	kW	H (m)	P1 (kW)	H	27.33	24.78	22.74	21.72	20.7	20.19	17.13	15.09	12.03	1.83
				P1	3.3	4.3	5.35	6.35	6.85	7.4	7.65	7.9	7.95	7.8
PZ100/20/1	11			H	27.33	24.78	22.74	21.72	20.7	20.19	17.13	15.09	12.03	1.83
				P1	3.3	4.3	5.35	6.35	6.85	7.4	7.65	7.9	7.95	7.8
PZ100/20/2	18.5			H	54.66	49.56	45.48	43.44	41.4	40.38	34.26	30.18	24.06	3.66
				P1	6.6	8.6	10.7	12.7	13.7	14.8	15.3	15.8	15.9	15.6
PZ100/24/3	30			H	81.99	74.34	68.22	65.16	62.1	60.57	51.39	45.27	36.09	5.49
				P1	9.9	12.9	16.05	19.05	20.55	22.2	22.95	23.7	23.85	23.4
PZ100/24/4	37			H	109.32	99.12	90.96	86.88	82.8	80.76	68.52	60.36	48.12	7.32
				P1	13.2	17.2	21.4	25.4	27.4	29.6	30.6	31.6	31.8	31.2
PZ100/24/5	45			H	136.65	123.9	113.7	108.6	103.5	100.95	85.65	75.45	60.15	9.15
				P1	16.5	21.5	26.75	31.75	34.25	37	38.25	39.5	39.75	39
PZ100/30/6	55			H	163.98	148.68	136.44	130.32	124.2	121.14	102.78	90.54	72.18	10.98
				P1	19.8	25.8	32.1	38.1	41.1	44.4	45.9	47.4	47.7	46.8
PZ100/30/7	66			H	191.31	173.46	159.18	152.04	144.9	141.33	119.91	105.63	84.21	12.81
				P1	23.1	30.1	37.45	44.45	47.95	51.8	53.55	55.3	55.65	54.6
PZ100/30/8	75			H	218.64	198.24	181.92	173.76	165.6	161.52	137.04	120.72	96.24	14.64
				P1	26.4	34.4	42.8	50.8	54.8	59.2	61.2	63.2	63.6	62.4

H: total manometer head.
P1: power absorbed from the pump.

— ACCESSORIES FEATURES —

Motor power kW	Motor Size	Axis line	Drive unit	Base	Flange discharge	Foot valve	Strainer
11	160	LA 4/20	ME100/20	PZ 100	DN 100 - PN 16	VF4"	SU4"
18.5	160						
30	200						
37	200	LA 4/24	ME100/24				
45	225						
55	250						
66	280	LA 4/30	ME100/30				
75	280						

8 INCH

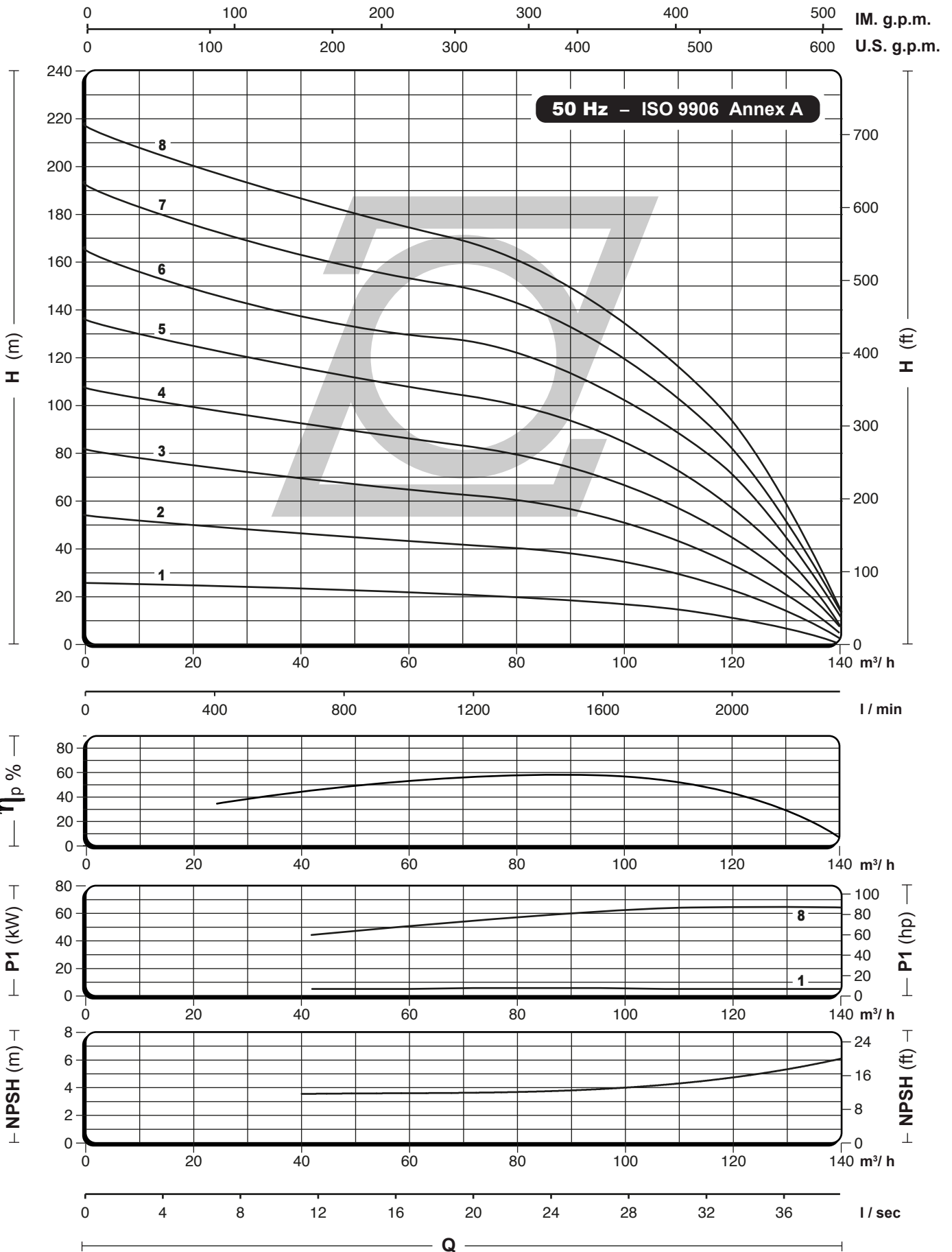


POMPE ZANNI®

PERFORMANCE CURVES

PZ100 - 2975 RPM

50 Hz - VERTICAL AXIS MULTISTAGE CENTRIFUGAL PUMPS



8 INCH

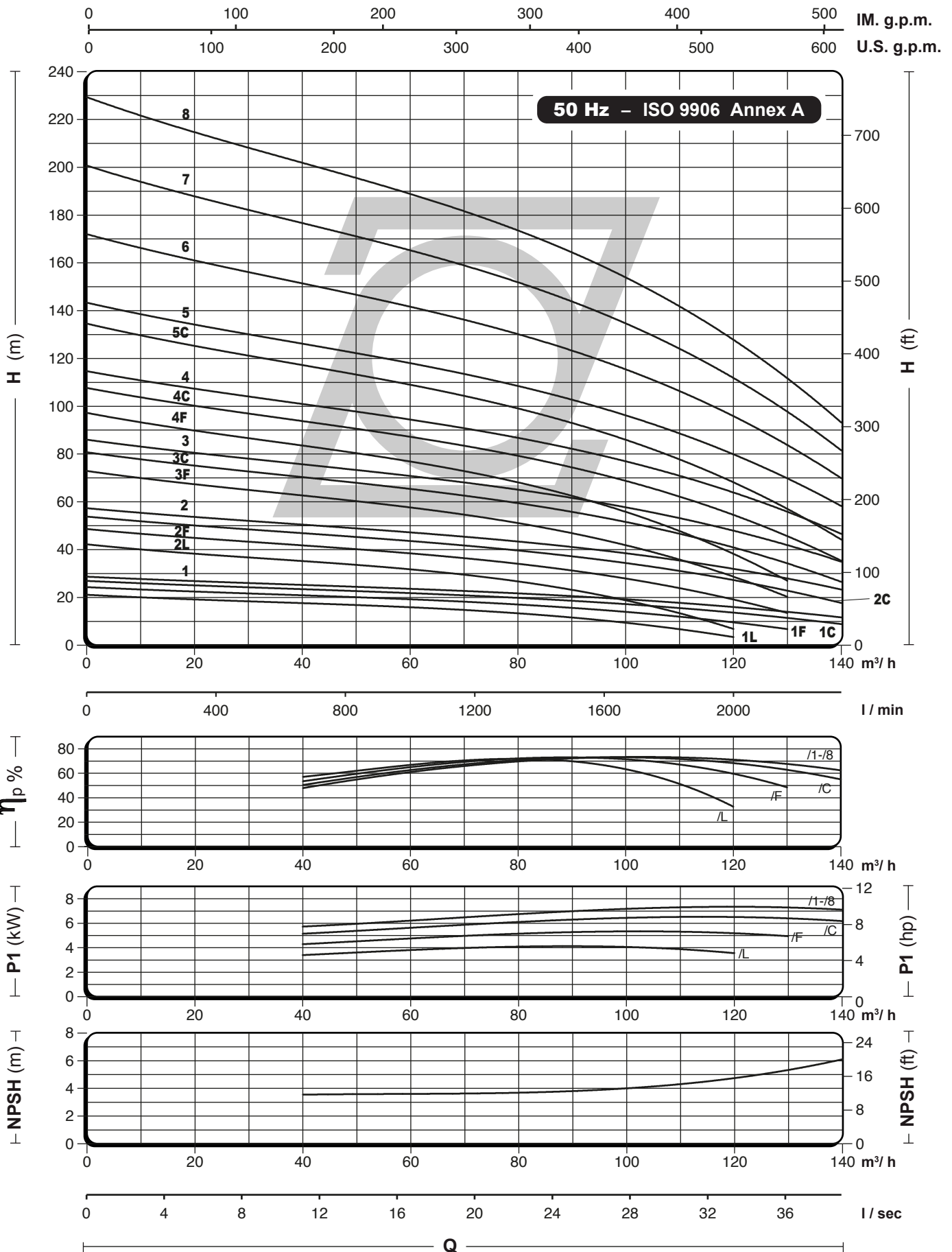
Pump Type	kW	Q	m ³ /h	0	40	60	80	100	110	120	130	140
			l/sec	0	11.1	16.67	22.2	27.78	30.56	33.33	36.11	38.89
			l/min	0	667	1000	1333	1667	1833	2000	2167	2333

Pump Type	kW	H (m)	P1 (kW)	H (m) — P1 (kW)																
				H	P1	H	P1	H	P1	H	P1	H	P1							
PZ85D/20/1L	4			21.1	2.8	17.7	3.4	15.8	3.8	13.3	4.1	9.4	4.1	6.9	3.9	3.3	3.6	--	--	
PZ85D/20/1F	5.5			24.3	3.6	21.0	4.3	19.2	4.7	17.1	5.2	13.9	5.3	12.0	5.3	9.6	5.2	6.7	5.0	--
PZ85D/20/1C	7.5			26.9	4.4	23.6	5.2	21.7	5.6	19.8	6.1	17.3	6.5	15.6	6.5	13.7	6.5	11.4	6.4	8.9
PZ85D/20/1	11			28.7	4.9	25.4	5.7	23.5	6.2	21.7	6.8	19.3	7.2	17.7	7.3	16.0	7.3	14.0	7.3	11.6
PZ85D/20/2L	11			42.2	5.5	35.4	6.8	31.6	7.6	26.6	8.2	18.8	8.1	13.7	7.8	6.6	7.1	--	--	
PZ85D/20/2F	11			48.6	7.2	41.9	8.6	38.3	9.5	34.1	10.4	27.8	10.7	24.0	10.6	19.2	10.4	13.4	9.9	--
PZ85D/20/2C	15			53.8	8.8	47.1	10.3	43.4	11.2	39.5	12.2	34.6	13.0	31.1	13.0	27.3	13.0	22.7	12.8	17.7
PZ85D/20/2C	18.5			57.3	9.8	50.7	11.5	47.0	12.4	43.3	13.5	38.6	14.4	35.4	14.6	32.0	14.7	28.0	14.5	23.2
PZ85D/20/3F	18.5			72.9	10.7	62.9	12.9	57.5	14.2	51.2	15.6	41.7	16.0	36.0	15.9	28.8	15.6	20.1	14.9	--
PZ85D/24/3C	22			80.7	13.1	70.7	15.5	65.1	16.8	59.3	18.4	51.9	19.4	46.7	19.6	41.0	19.4	34.1	19.2	26.6
PZ85D/24/3C	30			86.0	14.7	76.1	17.2	70.5	18.6	65.0	20.3	57.9	21.6	53.1	21.9	48.0	22.0	42.0	21.8	34.8
PZ85D/24/4F	22			97.2	14.3	83.8	17.2	76.6	18.9	68.2	20.8	55.6	21.3	48.0	21.2	38.4	20.8	26.8	19.8	--
PZ85D/24/4C	30			107.6	17.5	94.2	20.6	86.8	22.4	79.0	24.5	69.2	25.9	62.2	26.1	54.6	25.9	45.4	25.6	35.4
PZ85D/24/4	37			114.6	19.6	101.4	23.0	94.0	24.8	86.6	27.0	77.2	28.8	70.8	29.2	64.0	29.3	56.0	29.1	46.4
PZ85D/24/5C	37			134.5	21.9	117.8	25.8	108.5	28.0	98.8	30.6	86.5	32.4	77.8	32.6	68.3	32.4	56.8	32.0	44.3
PZ85D/24/5	45			143.3	24.5	126.8	28.7	117.5	31.0	108.3	33.8	96.5	36.1	88.5	36.6	80.0	36.7	70.0	36.4	58.0
PZ85D/30/6	55			171.9	29.4	152.1	34.4	141.0	37.2	129.9	40.5	115.8	43.3	106.2	43.9	96.0	44.0	84.0	43.6	69.6
PZ85D/30/7	55			200.55	34.3	177.45	40.1	164.5	43.4	151.55	47.2	135.1	50.4	123.9	51.1	112	51.3	98	50.8	81.2
PZ85D/30/8	75			229.2	39.2	202.8	45.9	188	49.6	173.2	54	154.4	57.6	141.6	58.4	128	58.6	112	58.1	92.8

— ACCESSORIES FEATURES —

Motor power kW	Motor Size	Axis line	Drive unit	Base	Flange discharge	Foot valve	Strainer
4	112	LA 5/20	ME125/20	PZ 125	DN 150 - PN 16	VF5"	SU5"
5.5 - 7.5	132						
11 - 15 - 18.5	160						
22	180	LA 5/24	ME125/24				
30 - 37	200						
45	225						
55	250	LA 5/30	ME125/30				
75	280						

 INCH
8



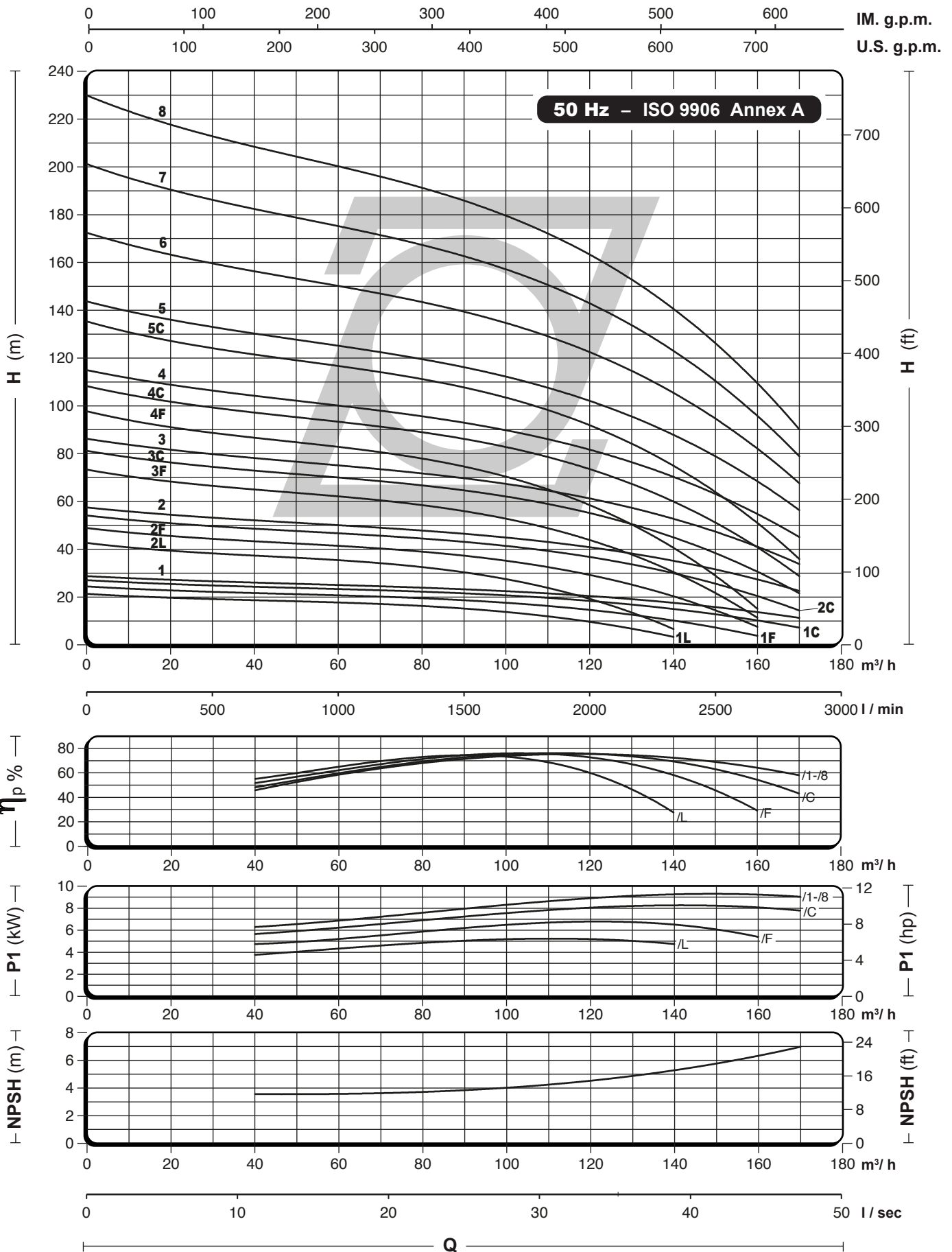
Pump Type	kW	Q	m³/h	0	40	60	80	100	120	140	160	170
			l/sec	0	11.1	16.67	22.2	27.8	33.3	38.9	44.4	47.2
			l/min	0	667	1000	1333	1667	2000	2333	2667	2833

Pump Type	kW	H (m)	P1 (kW)	H: total manometer head. P1: power absorbed from the pump.									
				H	P1	H	P1	H	P1	H	P1	H	P1
PZ85/20/1L	5.5			H	21.3	18.8	17.6	16.1	14.0	9.5	3.3	--	--
				P1	3.0	3.8	4.3	4.9	5.2	5.2	4.8	--	--
PZ85/20/1F	7.5			H	24.4	21.8	20.7	19.4	17.5	14.8	10.2	3.7	--
				P1	3.8	4.7	5.3	5.9	6.4	6.7	6.6	5.4	--
PZ85/20/1C	11			H	27.0	24.5	23.4	22.1	20.6	18.4	15.1	10.5	6.9
				P1	4.7	5.7	6.2	6.9	7.6	8.1	8.2	8.1	7.8
PZ85/20/1	11			H	28.7	26.2	25.0	23.8	22.4	20.4	17.7	13.7	11.2
				P1	5.6	6.3	6.9	7.6	8.3	8.9	9.3	9.2	9.1
PZ85/20/2L	11			H	42.6	37.6	35.2	32.2	28.0	19.0	6.6	--	--
				P1	5.9	7.5	8.6	9.7	10.4	10.4	9.5	--	--
PZ85/20/2F	15			H	48.8	43.6	41.4	38.7	35.0	29.5	20.4	7.4	--
				P1	7.6	9.4	10.5	11.8	12.9	13.4	13.3	10.7	--
PZ85/20/2C	18.5			H	54.0	49.0	46.7	44.2	41.1	36.7	30.2	21.0	13.8
				P1	9.3	11.3	12.4	13.8	15.1	16.2	16.5	16.1	15.6
PZ85/24/2C	22			H	57.4	52.4	50.0	47.6	44.8	40.8	35.4	27.4	22.4
				P1	11.2	12.6	13.7	15.2	16.6	17.9	18.5	18.4	18.1
PZ85/24/3F	22			H	73.2	65.4	62.1	58.1	52.5	44.3	30.6	11.1	--
				P1	11.5	14.2	15.8	17.7	19.3	20.2	19.9	16.1	--
PZ85/24/3C	30			H	81.0	73.5	70.1	66.3	61.7	55.1	45.3	31.5	20.7
				P1	14.0	17.0	18.6	20.7	22.7	24.2	24.7	24.2	23.4
PZ85/24/3C	30			H	86.1	78.6	75.0	71.4	67.2	61.2	53.1	41.1	33.6
				P1	16.8	18.9	20.6	22.7	25.0	26.8	27.8	27.6	27.2
PZ85/24/4F	30			H	97.6	87.2	82.8	77.4	70.0	59.0	40.8	14.8	--
				P1	15.3	18.9	21.0	23.6	25.8	26.9	26.5	21.4	--
PZ85/24/4C	37			H	108.0	98.0	93.4	88.4	82.2	73.4	60.4	42.0	27.6
				P1	18.6	22.7	24.8	27.6	30.3	32.3	32.9	32.2	31.2
PZ85/24/4	45			H	114.8	104.8	100.0	95.2	89.6	81.6	70.8	54.8	44.8
				P1	22.4	25.2	27.4	30.3	33.3	35.7	37.0	36.8	36.3
PZ85/24/5C	45			H	135.0	122.5	116.8	110.5	102.8	91.8	75.5	52.5	34.5
				P1	23.3	28.4	31.0	34.6	37.9	40.4	41.2	40.3	39.0
PZ85/30/5	55			H	143.5	131.0	125.0	119.0	112.0	102.0	88.5	68.5	56.0
				P1	28.0	31.5	34.3	37.9	41.6	44.7	46.3	46.0	45.4
PZ85/30/6	75			H	172.2	157.2	150.0	142.8	134.4	122.4	106.2	82.2	67.2
				P1	33.6	37.8	41.2	45.5	49.9	53.6	55.6	55.1	54.4
PZ85/30/7	75			H	200.9	183.4	175	166.6	156.8	142.8	123.9	95.9	78.4
				P1	39.2	44.1	48.02	53.06	58.24	62.51	64.82	64.33	63.49
PZ85/30/8	90			H	229.6	209.6	200	190.4	179.2	163.2	141.6	109.6	89.6
				P1	44.8	50.4	54.88	60.64	66.56	71.44	74.08	73.52	72.56

— ACCESSORIES FEATURES —

Motor power kW	Motor Size	Axis line	Drive unit	Base	Flange discharge	Foot valve	Strainer
5.5 - 7.5	132	LA 5/20	ME125/20	PZ 125	DN 150 - PN 16	VF5"	SU5"
11 - 15 - 18.5	160						
22	180	LA 5/24	ME125/24				
30 - 37	200						
45	225						
55	250	LA 5/30	ME125/30				
75	280						
90	280						

 INCH
8



8 INCH

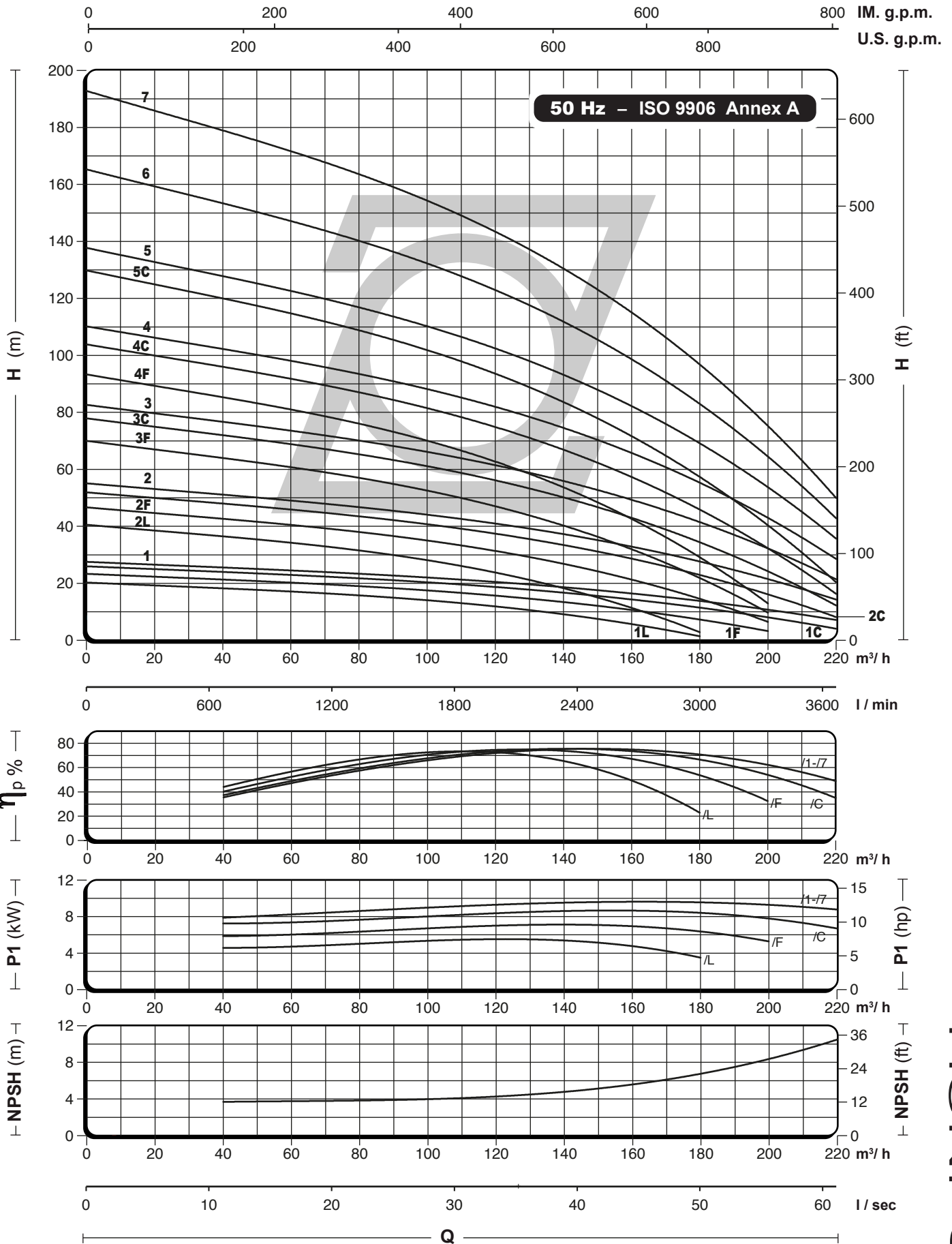
Pump Type	kW	Q	m³/h	0	40	80	120	140	160	180	200	220
			l/sec	0	11.1	22.2	33.3	38.9	44.4	50	55.6	61.1
			l/min	0	667	1333	2000	2333	2667	3000	3333	3666

Pump Type	kW	H (m)	P1 (kW)	H: total manometer head. P1: power absorbed from the pump.									
				H	P1	H	P1	H	P1	H	P1	H	P1
PZ86/20/1L	4	H	20.3	18.4	15.7	11.9	9.2	5.7	1.4	--	--	--	--
P1		4.1	4.6	5.1	5.4	5.3	5.0	3.4	--	--	--	--	
PZ86/20/1F	7.5	H	23.3	21.5	18.9	15.7	13.5	10.7	7.3	3.2	--	--	
P1		5.2	5.8	6.5	7.0	7.0	6.9	6.7	5.2	--	--	--	
PZ86/20/1C	7.5	H	25.9	24.2	21.6	18.7	16.7	14.4	11.5	8.2	4.0	4.0	
P1		6.4	7.2	7.8	8.4	8.5	8.5	8.4	8.1	8.1	6.6	6.6	
PZ86/20/1	11	H	27.5	25.7	23.3	20.4	18.6	16.6	13.9	10.8	7.1	7.1	
P1		7.2	7.9	8.6	9.3	9.5	9.6	9.6	9.4	9.4	8.8	8.8	
PZ86/20/2L	7.5	H	40.5	36.7	31.3	23.8	18.4	11.4	2.8	--	--	--	
P1		8.1	9.1	10.3	10.7	10.6	10.0	6.8	--	--	--	--	
PZ86/20/2F	15	H	46.6	42.9	37.8	31.3	26.9	21.4	14.6	6.4	--	--	
P1		10.4	11.6	12.9	13.9	14.0	13.8	13.3	10.3	--	--	--	
PZ86/20/2C	15	H	51.8	48.4	43.2	37.4	33.4	28.7	23.0	16.3	8.0	8.0	
P1		12.8	14.4	15.5	16.7	17.0	17.1	16.9	16.1	16.1	13.1	13.1	
PZ86/24/2C	22	H	55.0	51.4	46.6	40.8	37.2	33.1	27.7	21.5	14.2	14.2	
P1		14.4	15.8	17.2	18.6	19.0	19.2	19.1	18.7	18.7	17.5	17.5	
PZ86/24/3F	22	H	69.9	64.4	56.7	47.0	40.4	32.1	21.9	9.6	--	--	
P1		15.7	17.5	19.4	20.9	21.0	20.7	20.0	15.5	15.5	--	--	
PZ86/24/3C	22	H	77.7	72.6	64.8	56.1	50.1	43.1	34.5	24.5	12.0	12.0	
P1		19.2	21.6	23.3	25.1	25.6	25.6	25.3	24.2	24.2	19.7	19.7	
PZ86/24/3C	30	H	82.5	77.1	69.9	61.2	55.8	49.7	41.6	32.3	21.3	21.3	
P1		21.6	23.6	25.9	28.0	28.6	28.8	28.7	28.1	28.1	26.3	26.3	
PZ86/24/4F	30	H	93.2	85.8	75.6	62.6	53.8	42.8	29.2	12.8	--	--	
P1		20.9	23.3	25.9	27.8	28.0	27.6	26.6	20.6	20.6	--	--	
PZ86/24/4C	30	H	103.6	96.8	86.4	74.8	66.8	57.4	46.0	32.6	16.0	16.0	
P1		25.6	28.8	31.1	33.5	34.1	34.2	33.7	32.2	32.2	26.2	26.2	
PZ86/24/4	45	H	110.0	102.8	93.2	81.6	74.4	66.2	55.4	43.0	28.4	28.4	
P1		28.8	31.5	34.5	37.3	38.1	38.4	38.2	37.4	37.4	35.0	35.0	
PZ86/24/5C	45	H	129.5	121.0	108.0	93.5	83.5	71.8	57.5	40.8	20.0	20.0	
P1		32.0	36.0	38.9	41.9	42.6	42.7	42.2	40.3	40.3	32.8	32.8	
PZ86/30/5	55	H	137.5	128.5	116.5	102.0	93.0	82.8	69.3	53.8	35.5	35.5	
P1		36.0	39.4	43.1	46.6	47.6	48.0	47.8	46.8	46.8	43.8	43.8	
PZ86/30/6	75	H	165.0	154.2	139.8	122.4	111.6	99.3	83.1	64.5	42.6	42.6	
P1		43.2	47.3	51.7	55.9	57.1	57.6	57.3	56.1	56.1	52.5	52.5	
PZ86/30/7	75	H	192.5	179.9	163.1	142.8	130.2	115.85	96.95	75.25	49.7	49.7	
P1		50.4	55.16	60.34	65.24	66.64	67.2	66.85	65.45	65.45	61.25	61.25	

— ACCESSORIES FEATURES —

Motor power kW	Motor Size	Axis line	Drive unit	Base	Flange discharge	Foot valve	Strainer
1.5 - 2.2	90	LA 5/20	ME125/20	PZ 125	DN 150 - PN 16	VF5"	SU5"
3	100						
4	112						
5.5 - 7.5	132						
11 - 15 - 18.5	160						
22	180						
30 - 37	200	LA 5/24	ME125/24				
45	225	LA 5/30	ME125/30				
55	250						
75	280						

8 INCH



8 INCH